DN058C 220-240V L150 SQ 1xLED13/840 PSU

1 x 1250 lm

Polar intensity diagram

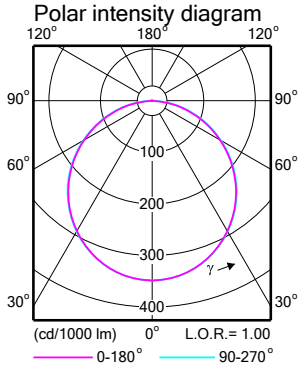

Quantity estimation diagram

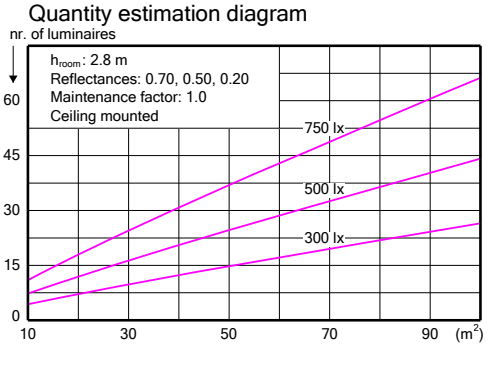

UGR diagram

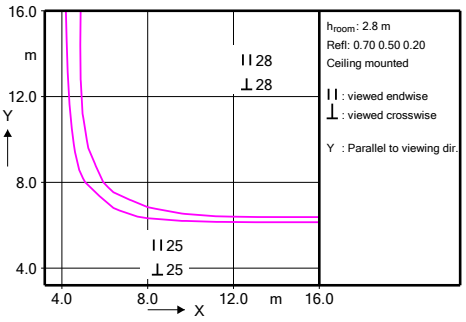

Light output ratio	1.00
Service upward	0.00
Service downward	1.00
CIE flux code	47 78 95 100 100
UGRcen (4Hx8H, 0.25H)	26

Utilisation factor table

Room Index k	Reflectances for ceiling, walls and working plane (CIE)										
	0.80	0.80	0.70	0.70	0.70	0.70	0.50	0.50	0.30	0.30	0.00
	0.50	0.50	0.50	0.50	0.50	0.30	0.30	0.10	0.30	0.10	0.00
	0.30	0.10	0.30	0.20	0.10	0.10	0.10	0.10	0.10	0.10	0.00
0.60	0.48	0.46	0.47	0.46	0.45	0.38	0.37	0.33	0.37	0.33	0.31
0.80	0.59	0.55	0.58	0.56	0.55	0.47	0.46	0.41	0.46	0.41	0.39
1.00	0.68	0.63	0.66	0.64	0.62	0.55	0.54	0.49	0.53	0.48	0.46
1.25	0.76	0.70	0.75	0.72	0.69	0.62	0.61	0.56	0.60	0.56	0.53
1.50	0.83	0.75	0.81	0.77	0.74	0.68	0.67	0.62	0.65	0.61	0.59
2.00	0.93	0.83	0.90	0.86	0.82	0.76	0.75	0.71	0.74	0.70	0.68
2.50	0.99	0.88	0.97	0.91	0.87	0.82	0.80	0.77	0.79	0.76	0.73
3.00	1.04	0.91	1.01	0.95	0.90	0.86	0.84	0.81	0.83	0.80	0.77
4.00	1.10	0.95	1.07	1.00	0.94	0.91	0.89	0.86	0.87	0.85	0.83
5.00	1.14	0.98	1.10	1.03	0.97	0.94	0.92	0.90	0.90	0.88	0.86

Ceiling mounted

Luminance Table

Plane / Cone	0.0	45.0	90.0
45.0	20469	18993	20676
50.0	19384	17806	19572
55.0	18158	16499	18388
60.0	16762	15043	17037
65.0	15117	13391	15465
70.0	13168	11492	13594
75.0	10836	9293	11355
80.0	7824	6721	8589
85.0	620	3658	5013
90.0	117	142	180

(cd/m2)

2025-06-11

DN058C 220-240V L200 SQ 1xLED18/840 PSU

1 x 1800 lm

Polar intensity diagram

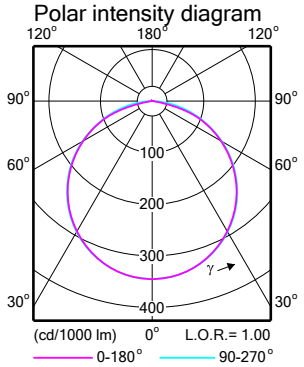

Quantity estimation diagram

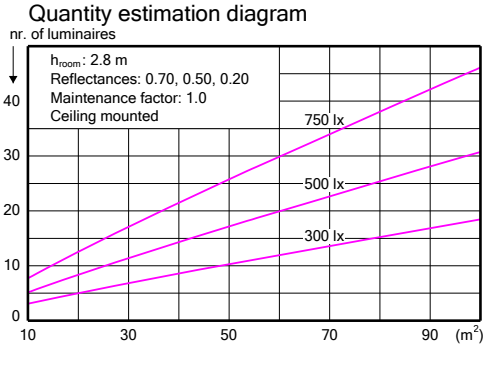

UGR diagram

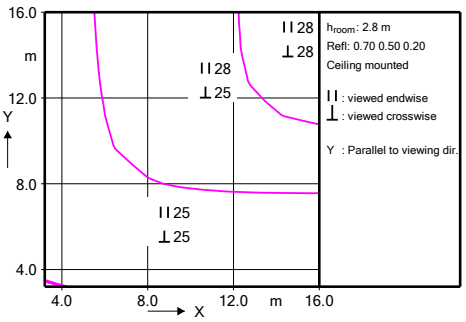

Light output ratio	1.00
Service upward	0.00
Service downward	1.00
CIE flux code	46 78 95 100 100
UGRcen (4Hx8H, 0.25H)	26

Utilisation factor table

Room Index k	Reflectances for ceiling, walls and working plane (CIE)										
	0.80	0.80	0.70	0.70	0.70	0.70	0.50	0.50	0.30	0.30	0.00
	0.50	0.50	0.50	0.50	0.50	0.30	0.30	0.10	0.30	0.10	0.00
	0.30	0.10	0.30	0.20	0.10	0.10	0.10	0.10	0.10	0.10	0.00
0.60	0.47	0.45	0.47	0.46	0.45	0.37	0.37	0.32	0.36	0.32	0.30
0.80	0.58	0.55	0.57	0.56	0.54	0.46	0.46	0.41	0.45	0.40	0.38
1.00	0.67	0.62	0.66	0.64	0.62	0.54	0.53	0.48	0.52	0.48	0.46
1.25	0.76	0.70	0.74	0.71	0.69	0.62	0.61	0.56	0.60	0.55	0.53
1.50	0.82	0.75	0.80	0.77	0.74	0.67	0.66	0.61	0.65	0.61	0.58
2.00	0.92	0.83	0.90	0.86	0.82	0.76	0.75	0.70	0.73	0.70	0.67
2.50	0.99	0.88	0.96	0.91	0.86	0.82	0.80	0.76	0.79	0.76	0.73
3.00	1.04	0.91	1.01	0.95	0.90	0.86	0.84	0.81	0.83	0.80	0.77
4.00	1.10	0.95	1.07	1.00	0.94	0.91	0.89	0.86	0.87	0.85	0.82
5.00	1.14	0.98	1.10	1.03	0.97	0.94	0.92	0.90	0.90	0.88	0.85

Ceiling mounted

Luminance Table

Plane / Cone	0.0	45.0	90.0
45.0	17212	16239	17352
50.0	16470	15403	16630
55.0	15610	14454	15788
60.0	14577	13342	14781
65.0	13308	12023	13557
70.0	11681	10453	12061
75.0	8293	8559	10190
80.0	2615	6293	7840
85.0	930	3539	4731
90.0	167	182	250

(cd/m2)

2025-06-11

DN058C 220-240V L275 SQ 1xLED22/840 PSU

1 x 2200 lm

Polar intensity diagram

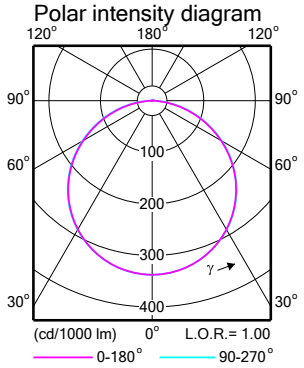

Quantity estimation diagram

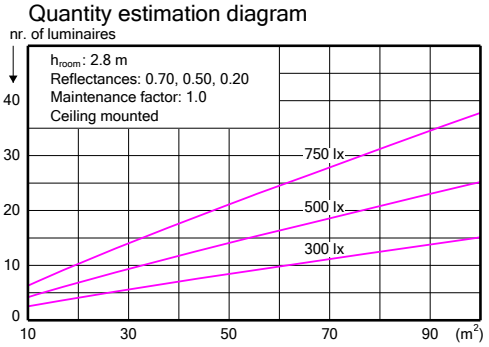

UGR diagram

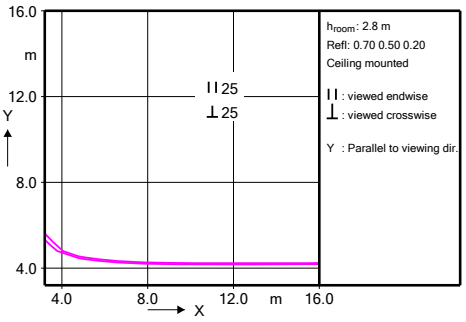

Light output ratio	1.00
Service upward	0.00
Service downward	1.00
CIE flux code	46 77 95 100 100
UGRcen (4Hx8H, 0.25H)	24

Utilisation factor table

Room Index k	Reflectances for ceiling, walls and working plane (CIE)											
	0.80	0.80	0.70	0.70	0.70	0.70	0.50	0.50	0.30	0.30	0.00	
	0.50	0.50	0.50	0.50	0.50	0.30	0.30	0.10	0.30	0.10	0.00	
	0.30	0.10	0.30	0.20	0.10	0.10	0.10	0.10	0.10	0.10	0.00	
0.60	0.48	0.45	0.47	0.46	0.45	0.37	0.37	0.32	0.36	0.32	0.30	
0.80	0.58	0.55	0.57	0.56	0.54	0.46	0.46	0.41	0.45	0.40	0.38	
1.00	0.67	0.62	0.66	0.63	0.61	0.54	0.53	0.48	0.52	0.48	0.45	
1.25	0.76	0.69	0.74	0.71	0.68	0.61	0.60	0.55	0.59	0.55	0.53	
1.50	0.82	0.75	0.80	0.77	0.74	0.67	0.66	0.61	0.65	0.61	0.58	
2.00	0.92	0.82	0.90	0.85	0.81	0.76	0.74	0.70	0.73	0.69	0.67	
2.50	0.99	0.87	0.96	0.91	0.86	0.81	0.80	0.76	0.79	0.75	0.73	
3.00	1.04	0.91	1.01	0.95	0.90	0.85	0.84	0.81	0.82	0.80	0.77	
4.00	1.10	0.95	1.07	1.00	0.94	0.91	0.89	0.86	0.87	0.85	0.82	
5.00	1.14	0.98	1.10	1.03	0.97	0.94	0.92	0.90	0.90	0.88	0.86	

Ceiling mounted

Luminance Table

Plane / Cone	0.0	45.0	90.0
45.0	10774	10381	10828
50.0	10441	10004	10512
55.0	10042	9559	10136
60.0	9545	9022	9674
65.0	8925	8369	9103
70.0	8122	7541	8368
75.0	7104	6510	7424
80.0	5759	5167	6147
85.0	2445	3280	4194
90.0	207	279	481

(cd/m2)

2025-06-11